

YOU WILL NEED THE FOLLOWINGS TO USE THE WEB2CALL SERVICE.


- INTERNET CONNECTION (64 KBPS AND MORE ...)
- COMPUTER SOUND CARD PROPERLY INSTALLED AND WORKING
- HEADPHONE AND MICROPHONE
- WINDOWS OPERATING SYSTEM (VISTA, XP)
- DOWNLOADED AND INSTALLED WEB2CALL PROGRAM

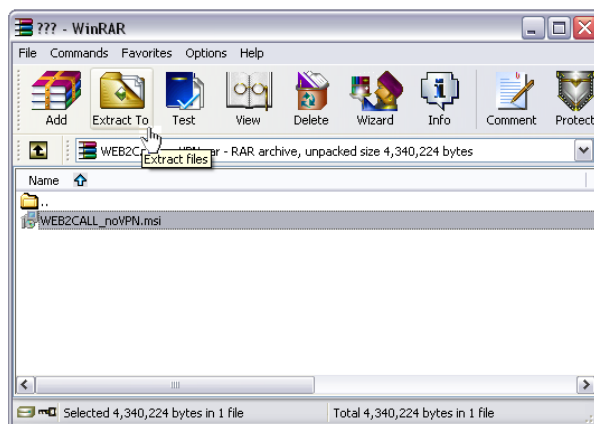
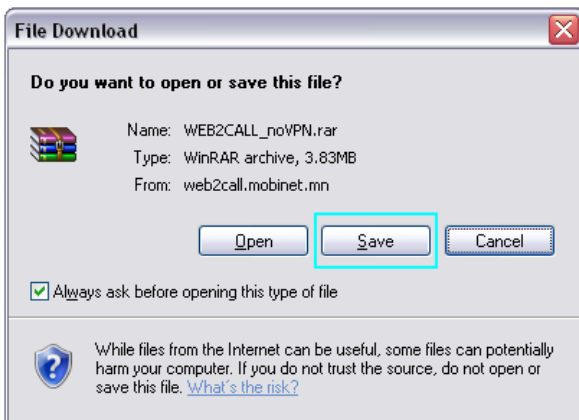
Web2Call PROGRAM INSTALLATION STEPS:



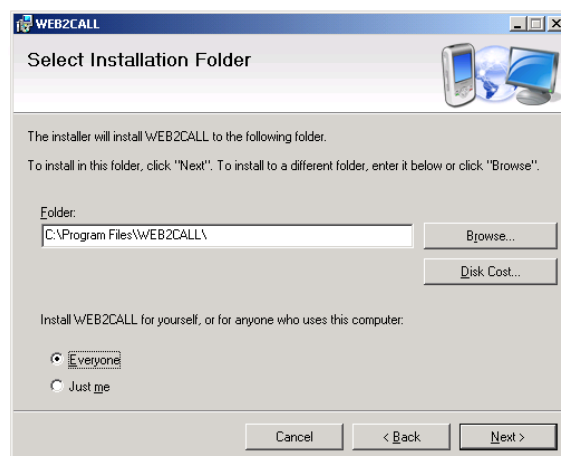
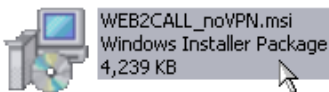
DOWNLOAD WEB2CALL INSTALLATION FILE FROM [HTTP://WEB2CALL.MOBINET.MN](http://web2call.mobinet.mn) SITE'S **Downloads** SECTION.

Download Files

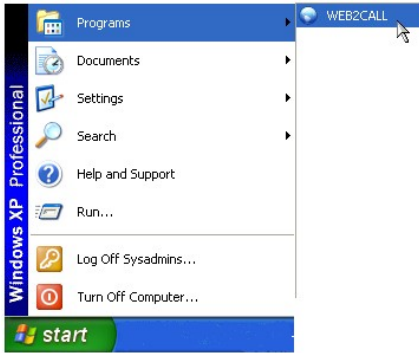
File name	Size
 WEB2CALL_SOFTPHONE_NEW	3.83 Mb



RUN AND INSTALL **WEB2CALL_noVPN.msi** PROGRAM FROM EXTRACTED DIRECTORY BY DOUBLE-CLICKING.



START THE PROGRAM BY CLICKING START->PROGRAMS->WEB2CALL AFTER THE INSTALLATION COMPLETION.



“LOGIN”.

ENTER WEB2CALL USERNAME AND PASSWORD, CLICK



Opens Audio and Video Tuning Wizard, which helps you to verify that your Sound Card and Microphones are working properly



Country Code + City Code + Phone Number

Example:

Mongolia:
 Mobicom 976 99110000
 Skytel 976 91910000
 MTC 976 11 320000
 USA:
 1 310 9999999

ADD to PhoneBook



Goto Rates and Country Codes

Checks destination rate

Rate: Cost per minute
 Avail.Duration: available call duration based on account state
 Dest: Tariff Description